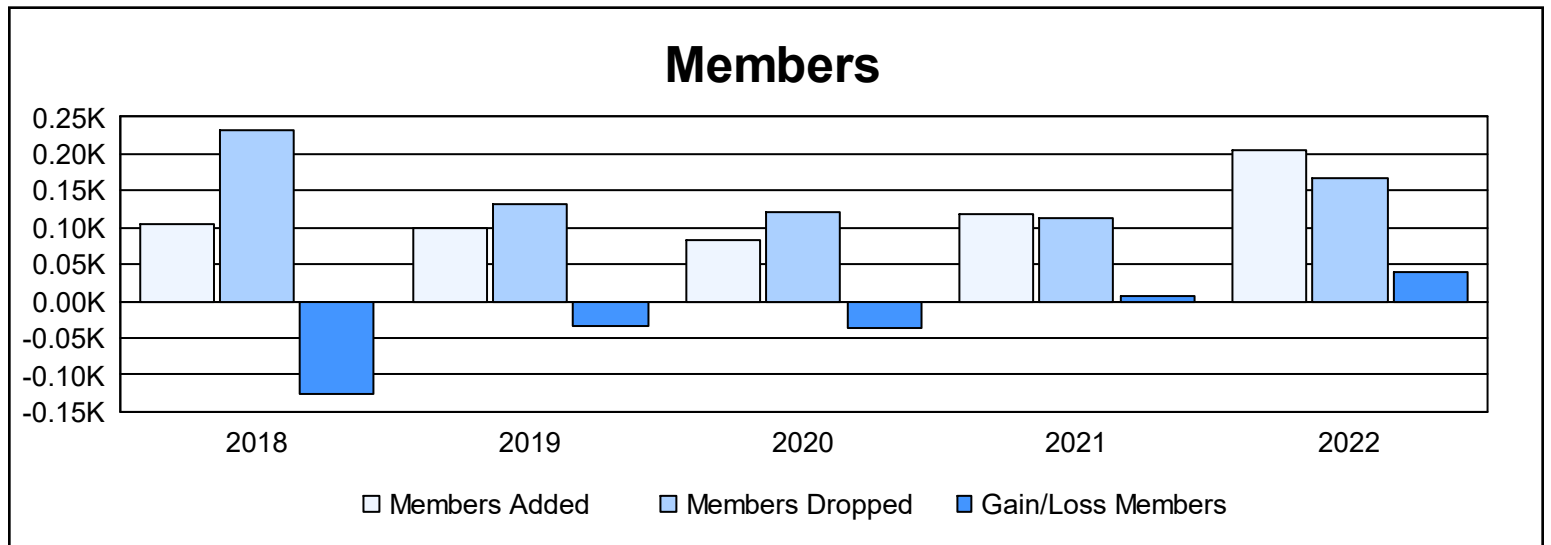
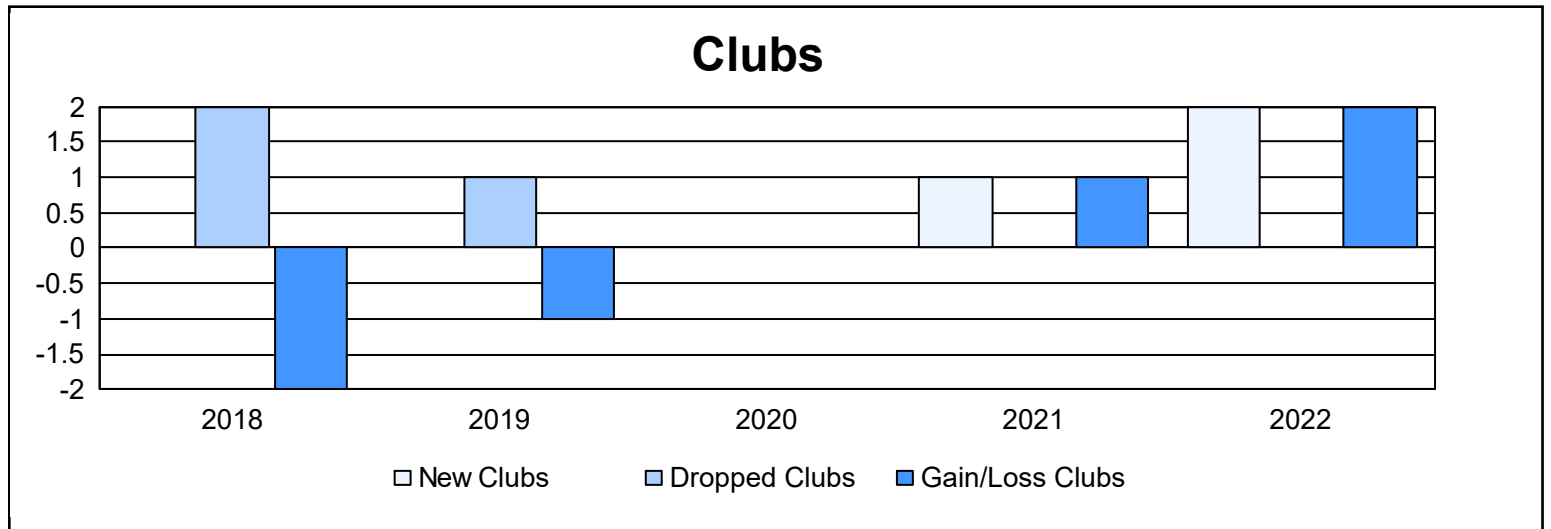
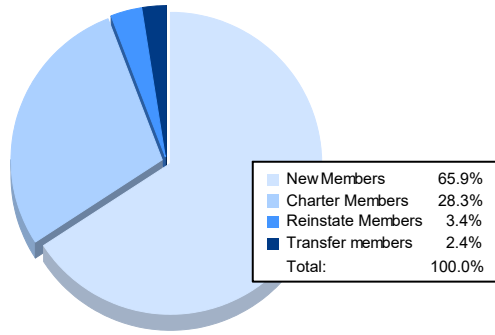


| Year | New Clubs | Dropped Clubs | Gain/ Loss Clubs | New Members | Charter Members | Reinstate Members | Transfer Members | Total Member Added | Total Members Dropped | Gain/ Loss Members |
|----------------|-----------|---------------|------------------|-------------|-----------------|-------------------|------------------|--------------------|-----------------------|--------------------|
| 2017-2018 | 0 | 2 | -2 | 66 | 5 | 16 | 19 | 106 | 232 | -126 |
| 2018-2019 | 0 | 1 | -1 | 80 | 4 | 12 | 3 | 99 | 133 | -34 |
| 2019-2020 | 0 | 0 | 0 | 53 | 2 | 26 | 3 | 84 | 120 | -36 |
| 2020-2021 | 1 | 0 | 1 | 86 | 24 | 4 | 5 | 119 | 113 | 6 |
| 2021-2022 | 2 | 0 | 2 | 135 | 58 | 7 | 5 | 205 | 166 | 39 |
| Average | 1 | 1 | 0 | 84 | 19 | 13 | 7 | 123 | 153 | -30 |



Membership Composition June 2022 Cumulative



Gender Composition June 2022 Cumulative

